





# Reading Pictographs

Name: \_\_\_\_\_

Harvest season has begun, and the farmers are busily picking their eggplants. The numbers of eggplants are shown in the pictograph below. **Note:** each eggplant in the pictograph stands for 5 eggplants picked. Use the information provided to answer the questions.

Day	Picked Eggplant
Day 1	
Day 2	
Day 3	
Day 4	

 = 5 eggplants

1. How many eggplants did the farmer pick on the first day?

**Answer:** \_\_\_\_\_

2. What day did the farmer pick the most eggplants?

**Answer:** \_\_\_\_\_

3. Which days did the farmer pick the same amount of eggplants? How many did he pick in total both of those days?

**Answer:** \_\_\_\_\_

4. What's the difference between the number of eggplants picked on Day 3 and Day 4?

**Answer:** \_\_\_\_\_

5. How many eggplants in total did he pick for this season?

**Answer:** \_\_\_\_\_